

**2800 litres (61.5 imp.gal.)  
One Piece  
Pump Chamber**

**Details**

Concrete Strength: 5500 psi (45 MPa) @ 28 Days  
Air Entraining: 5 - 7%  
Reinforcement: 10 mm Rebar and Structural Fiber  
Joint Seal: Butyl Rope Sealant Or Equivalent  
Design For Earth Dead Load Only  
Maximum Dury: 2.0 m (6.5')  
Conforms To CSA B66-M2005

**Options**

Alternative Placement Of Inlet And Outlet Holes  
Plastic Riser

**Other Notes**

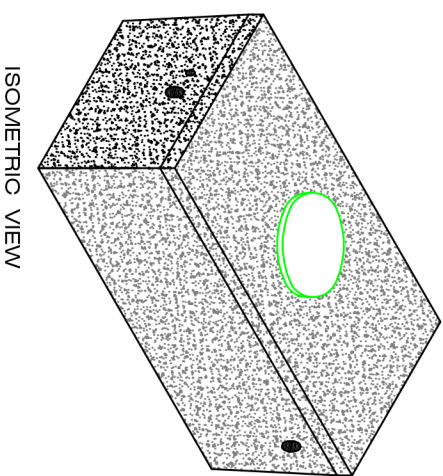
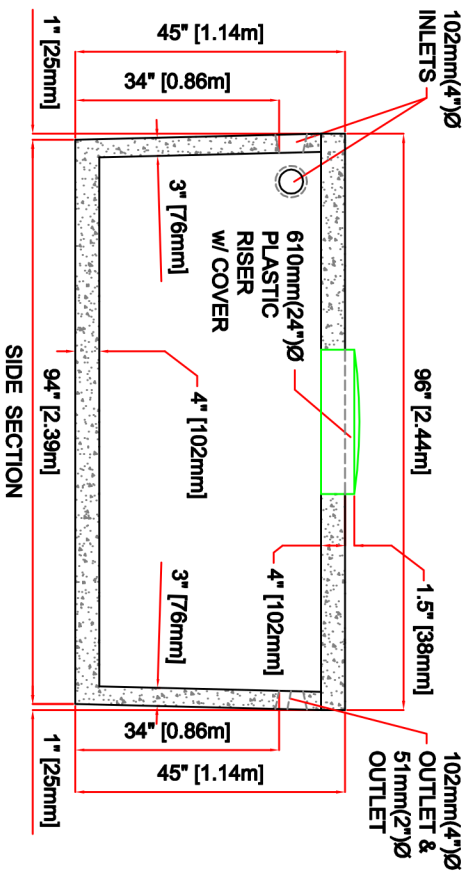
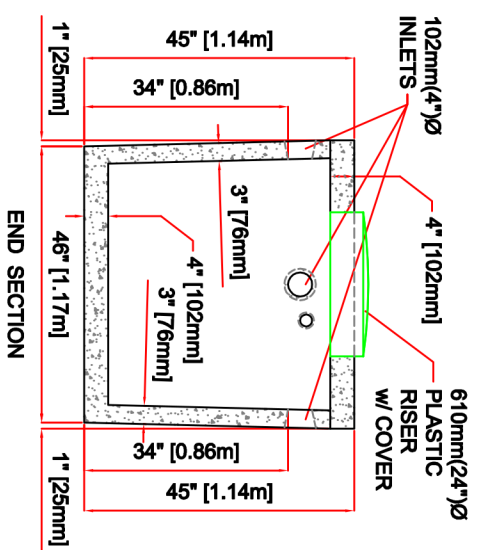
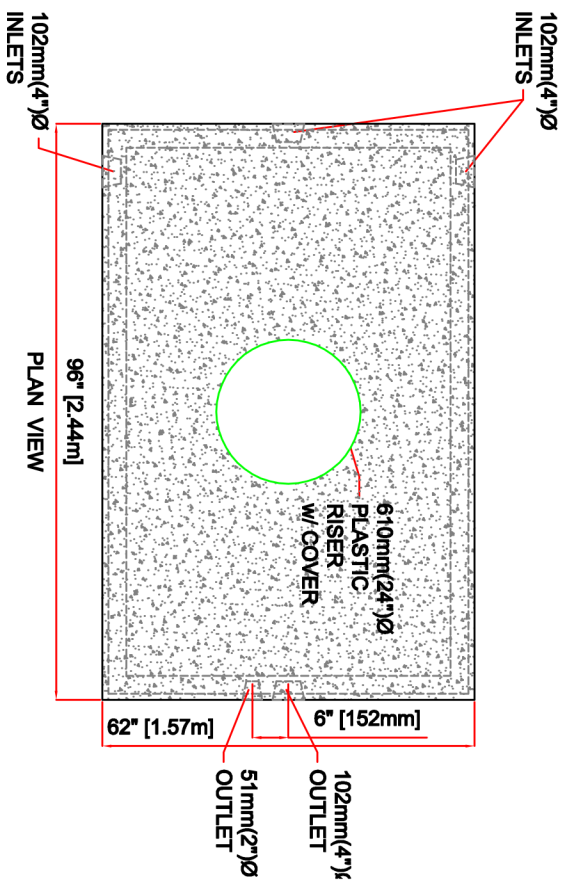
Pump Draw Down - 81 litres (18 imp.gal) per Inch  
Weight: 5800 lb (2630 kg)  
Conforms To CSA B66M05  
(Dalhousie University)

**ISLAND  
CONCRETE PRODUCTS LTD.  
SYDNEY SITE**

517 KELTIC DR.  
Phone: 902-562-2426  
PORT HASTINGS SITE  
522 Hwy 105  
Toll Free: 1-855-562-2426

**BROOKFIELD  
CONCRETE PRODUCTS LTD.**

P. O. BOX 37, 778 HWY 2  
BROOKFIELD, N. S.  
B0N 1C0  
Phone: 902-673-2225  
Toll Free: 1-888-705-2225  
Fax: 902-673-2255



DATE: March 2016  
SCALE: 3/8" = 1'-0"  
PROJECT:  
LOCATION: Sheet # of

**Brookfield Concrete Products Ltd.**  
Your Pre-cast Specialists

e-mail: info@brookfieldconcrete.ca

**Island Concrete Products Ltd.**  
Sydney / Port Hastings

e-mail: info@islandconcreteproducts.ca